



GLACIER STONE

KALISPELL, MT | EST. 2003



*Blend of Lakeside and Prairie*

# LIMESTONE COLLECTION

BY GLACIER STONE



Glacier Grey

# LIVINGSTON

## PATTERN OPTIONS

For use with 5/8" or 1/2" mortar joint

Standard (4-Rise)	Large (3-Rise)	Small (3-Rise)
2 1/4"	3 1/2"	2 1/4"
5"	7 1/2"	5"
7 3/4"	11 1/2"	7 3/4"
10 1/2"		

## THIN VENEER FLATS

3/4" to 1 1/4" thick x random split lengths up to 30"

## THIN VENEER CORNERS

3/4" to 1 1/4" thick x random split leg lengths up to 12" x approx. 4" return

## FULL BED VENEER

4 1/2" (+/-) thick x random split lengths up to 30"

*\*Standard 4-rise mix  
(7% 2 1/4", 31% 5", 31% 7 3/4" and 31% 10 1/2")*

*\*\*Large 3-rise mix  
20% 3 1/2", 40% 7 1/2", 40% 11 1/2"*


*\*\*\*Small 3-rise mix  
20% 2 1/4", 40% 5", 40% 7 3/4"*

*\*\*\*\*Dry Stacked / No Joint options available. Call for details.*

## DESCRIPTION

Livingston is a split face Kansas limestone veneer with a classic aspect. Its sawn heights create a clean linear appearance. Historically known as "Dimensional", Livingston is available in thin and full-bed veneer with a variety of pattern sizes.

## STONES




Willow




Silverlake



Palomino



Lakeside



Prairie



Glacier Gray Mottled



Glacier Gray



McKenzie



# TUMBLED LIVINGSTON

## PATTERN OPTIONS

For use with 5/8" or 1/2" mortar joint

Standard (4-Rise)	Large (3-Rise)	Small (3-Rise)
2 1/4"	3 1/2"	2 1/4"
5"	7 1/2"	5"
7 3/4"	11 1/2"	7 3/4"
10 1/2"		

## THIN VENEER FLATS

3/4" to 1 1/4" thick x random split lengths up to 30"

## THIN VENEER CORNERS

3/4" to 1 1/4" thick x random split leg lengths up to 12" x approx. 4" return

## FULL BED VENEER

4 1/2" (+/-) thick x random split lengths up to 30"

### \*Standard 4-rise mix

(7% 2 1/4, 31% 5", 31% 7 3/4" and 31% 10 1/2")

### \*\*Large 3-rise mix

20% 3 1/2, 40% 7 1/2", 40% 11 1/2"

### \*\*\*Small 3-rise mix

20% 2 1/4, 40% 5", 40% 7 3/4"

\*\*\*\*Dry Stacked / No Joint options available. Call for details.

## DESCRIPTION

Livingston Tumbled is a split face Kansas limestone veneer with a classic appearance. While it's sawn heights create a linear look the soft edges give it a weathered feel. Historically known as "Tumbled Dimensional", Livingston is available in thin and full-bed veneer with a variety of pattern sizes.


## STONES



Willow




Silverlake



Palomino



Lakeside



Prairie



Glacier Gray Mottled



Glacier Gray



McKenzie



# HELENA

## THIN VENEER FLATS

**Height** - Irregular

**Width** - 3/4" to 1 1/4"

**Length** - Irregular

## THIN VENEER CORNERS

**Height** - Irregular

**Width** - 3/4" to 1 1/4"

**Length** - Irregular

## FULL BED VENEER

**Height** - Irregular

**Width** - 4 +/- 1/2"

**Length** - Irregular

## DESCRIPTION

Helena is a split face Kansas Limestone veneer with a rustic field stone appearance. Its irregularity gives a natural mosaic feel. Historically known in Kansas as "web wall", Helena is available in thin and full-bed.


## STONES



Willow



Silverlake



Palomino



Lakeside



Prairie



Glacier Gray Mottled



Glacier Gray



McKenzie



# HAMILTON

## THIN VENEER FLATS

Height - 4" to 12"

Width - 3/4" to 1 1/4"

Length - 8" to 30"

## THIN VENEER CORNERS

Height - 4" to 12"

Width - 3/4" to 1 1/4"

Length - 8" to 16"

## FULL BED VENEER

Height - 4" to 12"

Width - 4 +/- 1/2"

Length - 8" to 30"

*\*Standard 4" to 12" Mix  
(10-15% 4" to 5", 40-45% 6" to 8", 40-45%  
9" to 12") \*\*smaller heights and custom height  
mixes are available*

## DESCRIPTION

Hamilton is a split face Kansas Limestone veneer with a classic castle-like appearance. Its height variation creates a classic, roughly rectangular but random appearance. Historically known as "rubble", Hamilton is available in thin and full-bed.

## STONES




Willow



Silverlake



Palomino



Lakeside



Prairie



Glacier Gray Mottled



Glacier Gray



McKenzie



*Blend of Lakeside and Prairie*

# TUMBLED HAMILTON

## THIN VENEER FLATS

**Height** - 4" to 12"

**Width** - 3/4" to 1 1/4"

**Length** - 8" to 30"

## THIN VENEER CORNERS

**Height** - 4" to 12"

**Width** - 3/4" to 1 1/4"

**Length** - 8" to 16"

## FULL BED VENEER

**Height** - 4" to 12"

**Width** - 4 +/- 1/2"

**Length** - 8" to 30"

*\*Standard 4" to 12" Mix  
(10-15% 4" to 5", 40-45% 6" to 8", 40-45%  
9" to 12") \*\*smaller heights and custom height  
mixes are available*

## DESCRIPTION

Hamilton Tumbled is a split face Kansas limestone veneer with a classic castle-like appearance. Its height variation creates a classic, roughly rectangular but random appearance. Historically known as "tumbled rubble", Hamilton Tumbled is available in thin and full-bed.


## STONES



Willow



Silverlake



Palomino



Lakeside



Prairie



Glacier Gray Mottled



Glacier Gray



McKenzie



# TOWNSEND

## THIN VENEER FLATS

3/4" to 1 1/4" thick x random split lengths up to 30"

## THIN VENEER CORNERS

3/4" to 1 1/4" thick x random split leg lengths up to 12" x approx. 4" return

## FULL BED DEPTH VENEER

4 1/2" (+/-) thick x random split lengths up to 30"

*\*Standard 4-rise mix  
(7% 4", 31% 6", 31% 8" and 31% 10")*

*\*\*Large 3-rise mix  
20% 3 1/2", 40% 7", 40% 10 1/2"*

## DESCRIPTION

Townsend is a split face Kansas limestone veneer with a classic nature. Its sawn heights create make it ideal for a dry stacked or zero joint application. Townsend is available in thin and full-bed veneer with a variety of pattern sizes.


## STONES



Willow



Silverlake



Palomino



Lakeside



Prairie



Glacier Gray Mottled



Glacier Gray



McKenzie



# SUGAR PINE

## PATTERN OPTIONS

*All veneer is 3/4-1.5" thickness*

*Chopped ends, random lengths 6-30"*

*11-14 lbs psf*



**Chopped**

**Chopped Height**  
3"-12"



**Sawn**

**Sawn Height\***  
1.25"-12"



**Mosaic**

**Mosaic Height**  
5"-12"

\* Available in Tumbled. Please contact sales consultant for more details.

Sawn material is available in one, two or three course products, ranging in heights from 1.25" to 12"

Sawn Tumbled material is available in one, two or three course products, ranging in heights from 4" to 12"

*Disclaimer: Specification for sawn heights are nominal measurements.*





*Sawn Carriage House*

# CARRIAGE HOUSE

A beautiful exclusive product  
from a marble stone formation

## PATTERN OPTIONS

*All veneer is 3/4-1.5" thickness*

*Chopped ends, random lengths 6-30"*

*11-14 lbs psf*



**Sawn**

Available in Tumbled. Please contact sales consultant for more details. Sawn material is available in one, two or three course products, ranging in heights from 1.25" to 12" Sawn Tumbled material is available in one, two or three course products, ranging in heights from 4" to 12"

*Disclaimer: Specification for sawn heights are nominal measurements.*





*Sawn Silver Creek*

# SILVER CREEK

## PATTERN OPTIONS

*All veneer is 3/4-1.5" thickness*

*Chopped ends, random lengths 6-30"*

*11-14 lbs psf*



**Chopped**

**Chopped Height**  
3"-12"



**Sawn**

**Sawn Height\***  
1.25"-12"



**Sawn Tumbled**

**Sawn Tumbled Height\*\***  
4"-12"

\*Sawn material is available in one, two or three course products, ranging in heights from 1.25" to 12"

\*\*Sawn Tumbled material is available in one, two or three course products, ranging in heights from 4" to 12"

*Disclaimer: Specification for sawn heights are nominal measurements.*



*Chopped Tuscan Lights*

# TUSCAN LIGHTS

## PATTERN OPTIONS

*All veneer is 3/4-1.5" thickness*

*Chopped ends, random lengths 6-30"*

*11-14 lbs psf*



**Chopped**

## Chopped Height

3"-12"



\* Available in Mosaic, Sawn and Sawn Tumbled. Please contact sales consultant for more details.  
Sawn material is available in one, two or three course products, ranging in heights from 1.25" to 12"  
Sawn Tumbled material is available in one, two or three course products, ranging in heights from 4" to 12"  
*Disclaimer: Specification for sawn heights are nominal measurements.*



Sawn Agava

# AGAVE

## PATTERN OPTIONS

*All veneer is 3/4-1.5" thickness*

*Chopped ends, random lengths 6-30"*

*11-14 lbs psf*




### Sawn

Sawn material is available in one, two or three course products, ranging in heights from 1.25" to 12"

Sawn Tumbled material is available in one, two or three course products, ranging in heights from 4" to 12"  
Please contact sales consultant for more details.

*Disclaimer: Specification for sawn heights are nominal measurements.*





# SWEET TEA

## PATTERN OPTIONS

*All veneer is 3/4-1.5" thickness*

*Chopped ends, random lengths 6-30"*

*11-14 lbs psf*




**Chopped**

## Chopped Height

3"-8", 6"-12"

or combination of both





Sawn Golden Mist

# GOLDEN MIST

## PATTERN OPTIONS

All veneer is 3/4-1.5" thickness

Chopped ends, random lengths 6-30"

11-14 lbs psf

\*This stone contains approximately 15% of golden roughback.



**Chopped**

**Chopped Height**  
3"-8"



**Sawn**

**Sawn Height\***  
1.25"-12"



**Sawn Tumbled**

**Sawn Tumbled Height\*\***  
1.25"-12"

\*Sawn material is available in one, two or three course products, ranging in heights from 1.25" up to 12"

\*\*Sawn Tumbled material is available in one, two or three course products, ranging in heights from 4" to 12"

*Disclaimer: Specification for sawn heights are nominal measurements.*



*Sawn Tumbled Finnegan*

# FINNEGAN

## PATTERN OPTIONS

*All veneer is 3/4-1.5" thickness*

*Chopped ends, random lengths 6-30"*

*11-14 lbs psf*



**Sawn**

**Sawn Height \*\***

1.25"-12"



**Chopped**

**Chopped Height**

3"-12"

\*\*Sawn material is available in one, two or three course products, ranging in heights from 1.25" to 12"  
Sawn tumbled material is available in one, two or three course products, ranging in heights from 4" to 12"

*Disclaimer: Specification for sawn heights are nominal measurements.*



# PACIFIC BUFF

## PATTERN OPTIONS

All veneer is 3/4-1.5" thickness

Chopped ends, random lengths 6-30"

11-14 lbs psf

\*This stone contains less than 5% golden roughback if any at all.



### Sawn

Sawn Height\*

1.25"-12"



### Chopped

Chopped Height

3"-12"



\* Available in Tumbled. Please contact sales consultant for more details. Sawn Tumbled material is available in one, two or three course products, ranging in heights from 4" to 12"

**Disclaimer: Specification for sawn heights are nominal measurements.**





Bayfield

# DIMENSIONAL

Sawn Height w/ Mortar Joint

## MATERIAL SIZING:

Full Veneer Bed Depth 4" (+/- 1")

Thin Veneer Bed Depth 1.25" (+/- .5")

## DESCRIPTION

The Dimensional collection is material that is sawn in 2.25" / 5" / 7.75" heights and meant to be installed as a three-height ashlar with a mortar joint or coursed heights for a more contemporary look. A very versatile collection offers installation benefits on commercial applications while being able to complement linear / modern design as well. Available in Cascade, Bayfield, Monroe and Hudson materials. Please note that these are sawn heights - both top and bottom, with machine split ends.

## CASCADE

2.25" / 5" / 7.75" - Standard Sawn Heights  
(Available in 10.5" / 13.25" / 16") / 6-42"  
Machine Split Random Lengths

## HUDSON

2.25" / 5" / 7.75" - Standard Sawn Heights  
(Available in 10.5" / 13.25" / 16") / 6-42"  
Machine Split Random Lengths

## MONROE

2.25" / 5" / 7.75" - Standard Sawn Heights  
(Available in 10.5" / 13.25" / 16") / 6-42"  
Machine Split Random Lengths

## BAYFIELD

2.25" / 5" / 7.75" - Standard Sawn Heights  
(Available in 10.5" / 13.25" / 16") / 6-42"  
Machine Split Random Lengths


## STONES



Cascade (Tumbled)



Cascade



Bayfield



Monroe

Please note that Hudson material is known for fading so we recommend sealing this material and making your customer aware.



# CLASSIC

Splitface

## DESCRIPTION

Our classic collection is a blend of natural cleft heights in a machine split face texture with machine trimmed ends. The classic collection provides a variation in face height, a consistent face texture with very little variation in color throughout the material range. Commonly used in Midcentury Modern design this material offers a linear look with broken up horizontal and vertical jointing to allow movement throughout the project. This collection is available in Cascade, Cascade Weather Edge, Bayfield, Cascade Buff Cobble (splitface material with tall heights and short lengths), Monroe and Hudson materials.

## MATERIAL SIZING:

Full Veneer Bed Depth 4" (+/- 1")

Thin Veneer Bed Depth 1.25" (+/- .5")

## CASCADE

2-9" Random Heights / 6-42"  
Machine Split Random Lengths

## HUDSON

2-6" Random Heights / 6-42"  
Machine Split Random Lengths

## MONROE

3-6" Random Heights / 6-42"  
Machine Split Random Lengths

## BAYFIELD

3-6" Random Heights / 6-42"  
Machine Split Random Lengths

## CASCADE WEATHER EDGE

2-6" or 6-9" Random Heights / 6-42"  
Machine Split Random Lengths

## STONES



Cascade Buff Cobble



Hudson



Cascade



Bayfield



Monroe

*Please note that Hudson material is known for fading so we recommend sealing this material and making your customer aware.*



*Cascade / Samson / Buff Ledgestone*

# LEDGESTONE

Drystack

## DESCRIPTION

Ledgestone is a sawn top and bottom material that is available in .5" height increments with machine split ends to provide irregular lengths. This material collection offers a drystack installation to provide projects with a contemporary and linear look. This collection is available out of Cascade, Bayfield, Monroe and Hudson.

## CASCADE

1.5" / 3" Standard Sawn Heights (Available in 4.5" / 6")  
/ 4-30" Machine Split Random Lengths

## HUDSON

1.5" / 3" Standard Sawn Heights (Available in 4.5" / 6")  
/ 4-30" Machine Split Random Lengths

## MONROE

1.5" / 3" Standard Sawn Heights (Available in 4.5" / 6")  
/ 4-30" Machine Split Random Lengths

## BAYFIELD

1.5" / 3" Standard Sawn Heights (Available in 4.5" / 6")  
/ 4-30" Machine Split Random Lengths

## MATERIAL SIZING:

*Full Veneer Bed Depth 4" (+/- 1")*

*Thin Veneer Bed Depth 1.25" (+/- .5")*

## STONES



**Cascade 1.5 & 3**



**Bayfield 1.5**



**Cascade - Monroe  
1.5 & 3**



**Cascade - Monroe  
1.5, 3 & 6**



**Cascade 1.5**



**Monroe 1.5**

*Please note that Hudson material is known for fading so we recommend sealing this material and making your customer aware.*



# VILLA

Bedface

## DESCRIPTION

The Villa Rock collection offers a larger profile of squares and rectangles with irregular cut heights and lengths. This material is commonly used in Mediterranean style design to allow for the masonry to scale well with larger wall areas. This collection is available in Cascade, Bayfield, Monroe and Hudson.

## MATERIAL SIZING:

Full Veneer Bed Depth 4" (+/- 1")

Thin Veneer Bed Depth 1.25" (+/- .5")

## CASCADE

4" / 6" / 8" / 12" Machine Split Heights / 6-42"  
Machine Split Random Lengths

## HUDSON

4" / 6" / 8" / 12" Machine Split Heights / 6-42"  
Machine Split Random Lengths

## MONROE

4" / 6" / 8" / 12" Machine Split Heights / 6-42"  
Machine Split Random Lengths

## BAYFIELD

4" / 6" / 8" / 12" Machine Split Heights / 6-42"  
Machine Split Random Lengths

## STONES



Cascade



Cascade (Tumbled)



Bayfield



Bayfield (Tumbled)



Monroe



Monroe (Tumbled)

*Please note that Hudson material is known for fading so we recommend sealing this material and making your customer aware.*



*Bayfield (Tumbled)*

# COTTAGE

Mosaic

## DESCRIPTION

Cottage is a collection of material that favors classic architectural design with the irregular quarry run shapes. Meant to be installed as a mosaic with a mortar joint or as a drystack with a skilled installer. Available in Cascade, Bayfield, Monroe and Hudson materials.

## MATERIAL SIZING:

*Full Veneer Bed Depth 4" (+/- 1")*

*Thin Veneer Bed Depth 1.25" (+/- .5")*

## CASCADE

Irregular Quarry Run Bedface Material in approximately 6-20" lengths and heights

## HUDSON

Irregular Quarry Run Bedface Material in approximately 6-20" lengths and heights

## MONROE

Irregular Quarry Run Bedface Material in approximately 6-20" lengths and heights

## BAYFIELD

Irregular Quarry Run Bedface Material in approximately 6-20" lengths and heights

## STONES




Cascade



Cascade (Tumbled)



Bayfield



Monroe

*Please note that Hudson material is known for fading so we recommend sealing this material and making your customer aware.*